

Scaled data based on original data using
LM-79-08 Approved Method: Electrical and Photometric Measurements of Solid-
State Lighting Products

Test Report Prepared for
Cooper Lighting Solutions
(formerly Eaton)

Brand: McGRAW-EDISON

Report Number: P226418

Luminaire Tested: **ISW-AF-1200-LED-E1-T3-7050**

Issue Date: 3/3/2020

Test Information

Test Method: LM-79-08
Report Number: P226418
TEST IS SCALED FROM IESNA LM-79-08 TEST DATA (P35938)
Test Lab: INNOVATION CENTER-P3
Issue Date: 3/3/2020
Manufacturer: COOPER LIGHTING SOLUTIONS (FORMERLY EATON)
Product Line: MCGRAW-EDISON
Catalog Number: ISW-AF-1200-LED-E1-T3-7050
Description: IMPACT ELITE LED WEDGE LUMINAIRE
LIGHT SQUARE WITH ACCULED OPTICS-TYPE III
Light Source: (16) 5000K CCT, 70 CRI LEDs
Ballast/Driver: ELECTRONIC DRIVER

Summary

Lumens per Lamp: N/A
Luminaire Lumens: 6904.9 lumens
Efficiency: N/A
Efficacy: 104.6 lumens/watt
Luminous Opening: Rectangular (W 0.5' x L: 0.5' x H: 0')
IES Classification: Type III - Short - Cutoff
BUG Rating: B1 - U1 - G2

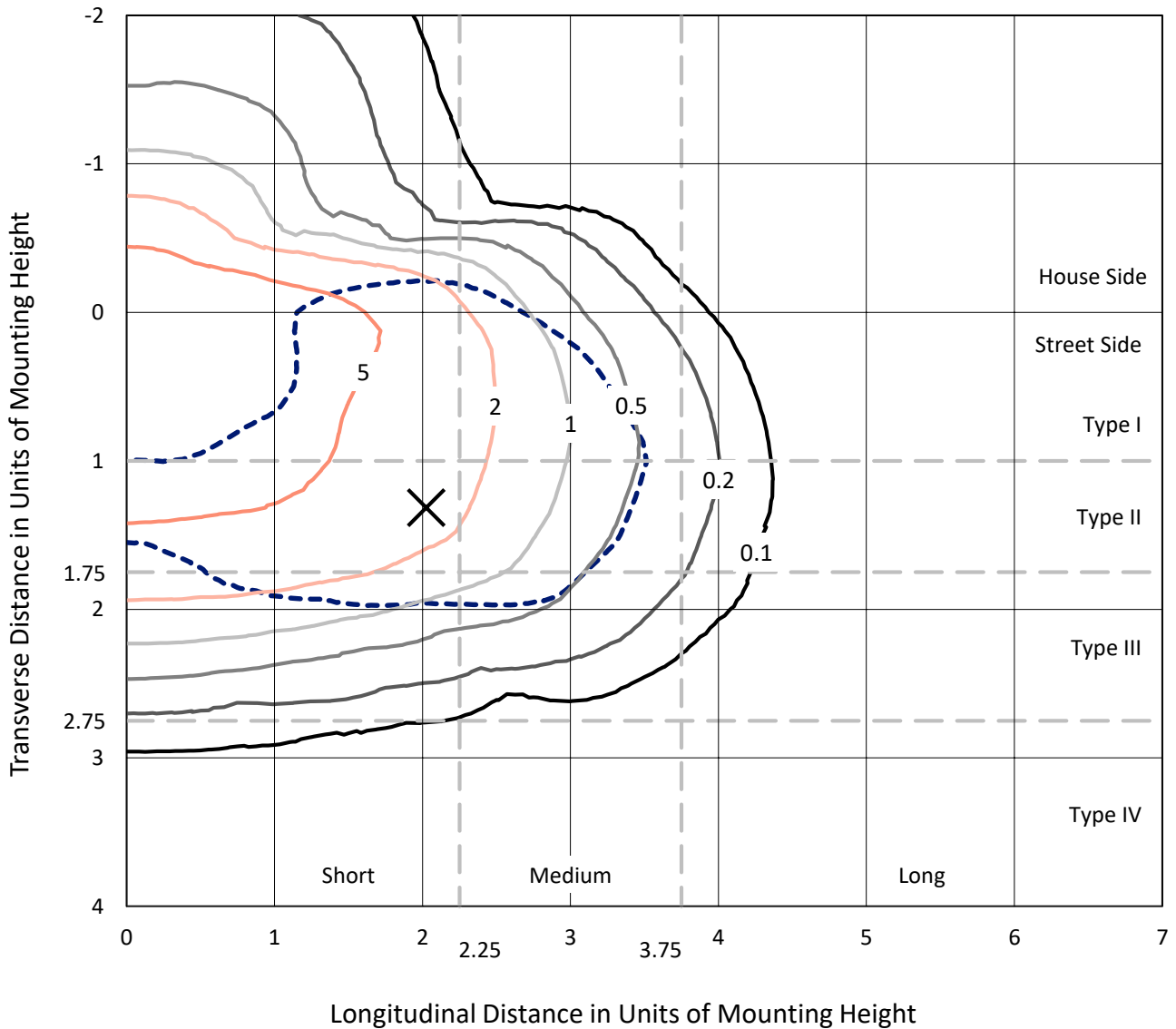
Input Watts (W): 66
Input Voltage (V): 120
Input Current (Ain): NR
Voltage Rise (V): NR
Power Factor: NR
Total Harmonic Distortion (THDi): NR
Frequency (hertz): 60
Stabilization Time: NR
Operation Time: NR
Ambient Temperature (°C): NR
Test Distance: 25 FT



REPORT NUMBER: P226418
 CATALOG NUMBER: ISW-AF-1200-LED-E1-T3-7050

Iso-Footcandle Lines of Horizontal Illumination

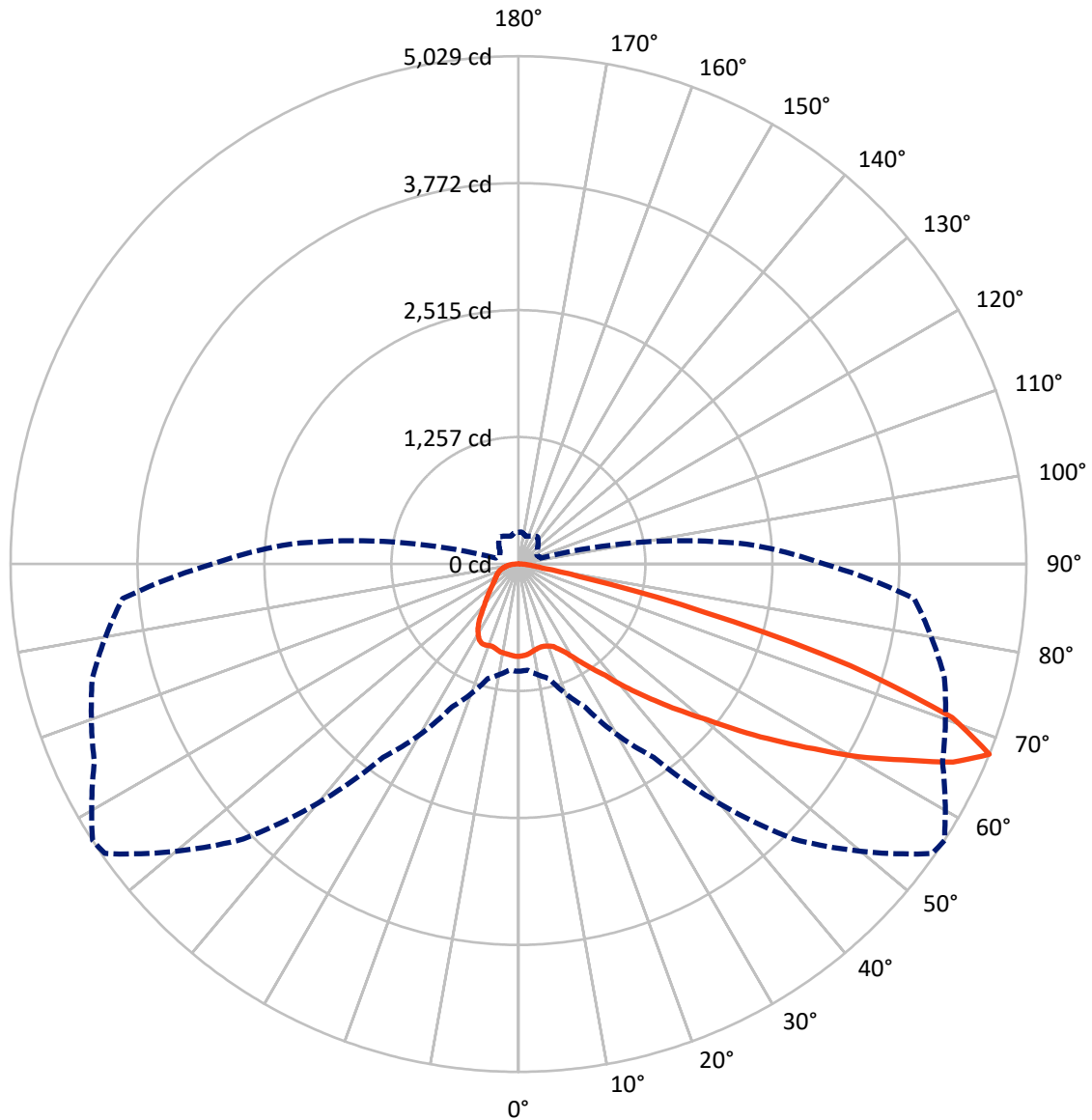
× Max cd
 - - - 1/2 Max cd



Based on 10 foot mounting height. Maximum calculated value = 9.6 fc
 Type III - Short - Cutoff

REPORT NUMBER: P226418
CATALOG NUMBER: ISW-AF-1200-LED-E1-T3-7050

Luminous Intensity Polar Plot



— Vertical Plane Through 57-Deg Lateral - - - Horizontal Cone Through 67.5-Deg Vertical

REPORT NUMBER: P226418

CATALOG NUMBER: ISW-AF-1200-LED-E1-T3-7050

FLUX DISTRIBUTION:

		Downward	Upward	Total
House Side	Lumens	1606.8	2.0	1608.9
	% Fixture	23.3	0.0	23.3
Street Side	Lumens	5295.5	0.6	5296.1
	% Fixture	76.7	0.0	76.7
Total	Lumens	6902.4	2.6	6904.9
	% Fixture	100.0	0.0	100.0

ZONAL LUMENS:

Zone	Lumens	% Fixture
0°-10°	85.5	1.2
10°-20°	246.0	3.6
20°-30°	423.3	6.1
30°-40°	688.2	10.0
40°-50°	1110.2	16.1
50°-60°	1655.1	24.0
60°-70°	1864.1	27.0
70°-80°	718.6	10.4
80°-90°	111.4	1.6
90°-100°	2.6	0.0
100°-110°	0.0	0.0
110°-120°	0.0	0.0
120°-130°	0.0	0.0
130°-140°	0.0	0.0
140°-150°	0.0	0.0
150°-160°	0.0	0.0
160°-170°	0.0	0.0
170°-180°	0.0	0.0
0°-90°	6902.4	100.0
0°-180°	6904.9	100.0

Coefficient of Utilization



REPORT NUMBER: P226418

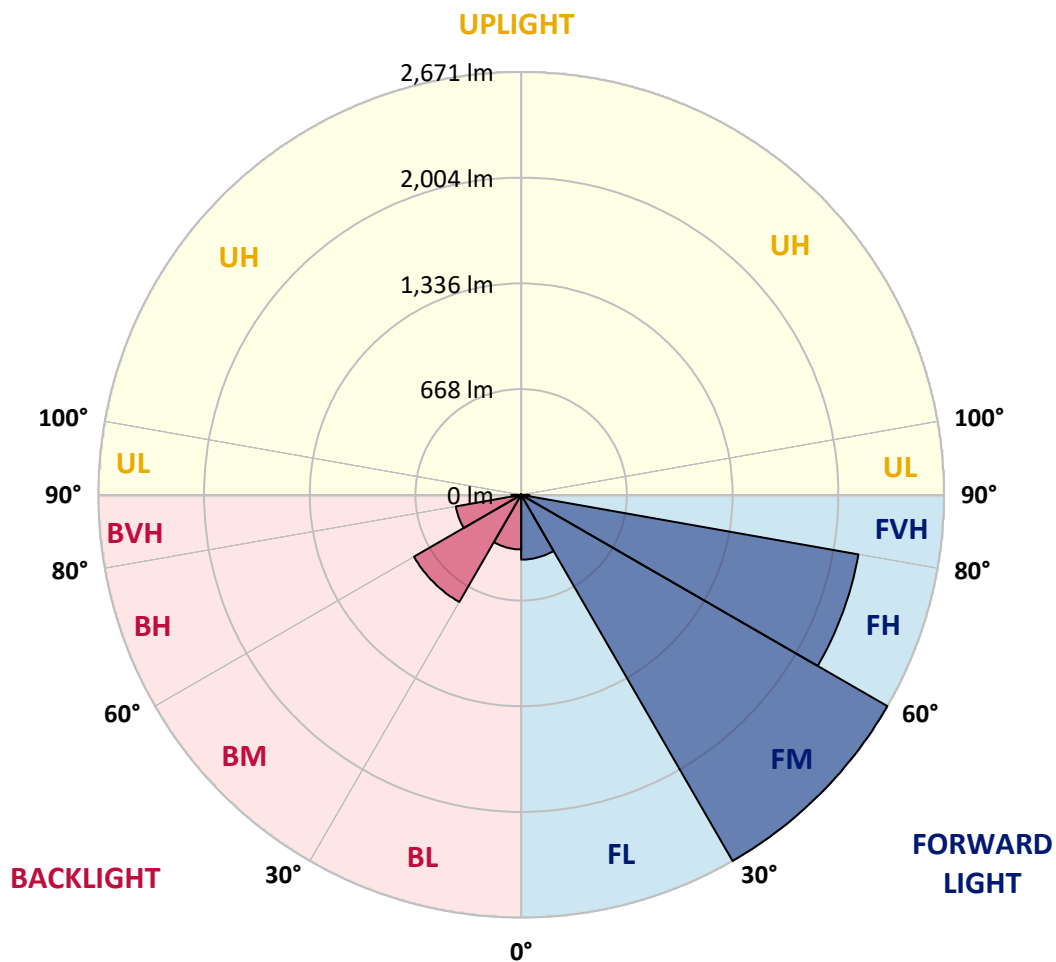
CATALOG NUMBER: ISW-AF-1200-LED-E1-T3-7050

LUMINAIRE CLASSIFICATION SYSTEM LUMEN TABLE AND BUG RATING:

Zone		Lumens	% Fixture	Zone Rating/Lumen Limit		
				B	U	G
FL	(0°-30°)	409.6	5.9			
FM	(30°-60°)	2671.4	38.7			
FH	(60°-80°)	2163.4	31.3			G2/5000
FVH	(80°-90°)	51.1	0.7			G1/100
BL	(0°-30°)	345.3	5.0	B1/500		
BM	(30°-60°)	782.1	11.3	B1/1000		
BH	(60°-80°)	419.3	6.1	B1/500		G1/500
BVH	(80°-90°)	60.2	0.9			G1/100
UL	(90°-100°)	2.6	0.0		U1/10	
UH	(100°-180°)	2.0	0.0		U1/10	

BUG Rating: B1-U1-G2

Type III Short





REPORT NUMBER: P226418

CATALOG NUMBER: ISW-AF-1200-LED-E1-T3-7050

CANDELA DISTRIBUTION (FULL):

	0°	5°	15°	25°	35°	45°	55°	57°	65°	75°	85°
0°	915.0	915.0	915.0	915.0	915.0	915.0	915.0	915.0	915.0	915.0	915.0
2.5°	908.0	910.0	912.0	911.0	911.0	911.0	911.0	909.0	912.0	912.0	910.0
5°	893.0	894.0	895.0	897.0	899.0	901.0	902.0	902.0	903.0	902.0	900.0
7.5°	871.0	872.0	876.0	876.0	878.0	882.0	884.0	886.0	889.0	889.0	888.0
10°	864.0	864.0	864.0	861.0	863.0	864.0	867.0	867.0	875.0	879.0	881.0
12.5°	872.0	871.0	871.0	863.0	856.0	853.0	856.0	857.0	866.0	872.0	876.0
15°	890.0	890.0	888.0	876.0	862.0	851.0	850.0	850.0	857.0	866.0	873.0
17.5°	932.0	936.0	922.0	903.0	880.0	862.0	855.0	854.0	859.0	866.0	873.0
20°	1012.0	1011.0	990.0	956.0	916.0	886.0	869.0	867.0	866.0	870.0	878.0
22.5°	1107.1	1103.1	1078.0	1035.0	980.0	925.0	892.0	888.0	880.0	883.0	894.0
25°	1209.1	1210.1	1179.1	1123.1	1054.0	988.0	938.0	934.0	917.0	915.0	927.0
27.5°	1311.1	1324.1	1282.1	1229.1	1147.1	1068.0	995.0	989.0	974.0	969.0	981.0
30°	1460.1	1455.1	1403.1	1334.1	1252.1	1153.1	1083.1	1072.0	1042.0	1049.0	1062.0
32.5°	1586.1	1597.1	1550.1	1468.1	1360.1	1256.1	1175.1	1169.1	1140.1	1148.1	1166.1
35°	1740.1	1766.1	1704.1	1603.1	1499.1	1392.1	1295.1	1279.1	1256.1	1272.1	1286.1
37.5°	1916.1	1929.1	1881.1	1751.1	1645.1	1533.1	1423.1	1398.1	1373.1	1406.1	1431.1
40°	2084.1	2105.1	2043.1	1933.1	1810.1	1703.1	1583.1	1578.1	1520.1	1556.1	1621.1
42.5°	2333.1	2359.1	2260.1	2132.1	2021.1	1892.1	1778.1	1751.1	1688.1	1739.1	1848.1
45°	2507.1	2506.1	2439.1	2333.1	2265.1	2140.1	1986.1	1954.1	1886.1	1954.1	2100.1
47.5°	2570.1	2585.1	2562.1	2549.1	2525.1	2434.1	2207.1	2177.1	2113.1	2214.1	2349.1
50°	2663.1	2659.1	2659.1	2739.1	2808.1	2789.1	2466.1	2423.1	2356.1	2477.1	2671.1
52.5°	2687.1	2651.1	2707.1	2860.1	3079.1	3095.1	2767.1	2743.1	2663.1	2781.1	3020.1
55°	2620.1	2611.1	2700.1	2922.1	3267.2	3381.2	3116.1	3083.1	2993.1	3094.1	3397.2
57.5°	2470.1	2493.1	2636.1	2909.1	3397.2	3633.2	3499.2	3452.2	3323.2	3384.2	3771.2
60°	2313.1	2324.1	2513.1	2863.1	3432.2	3808.2	3901.2	3874.2	3653.2	3689.2	4048.2
62.5°	2139.1	2113.1	2309.1	2825.1	3393.2	4049.2	4291.2	4270.2	4009.2	3998.2	4245.2
65°	1653.1	1689.1	1856.1	2335.1	3126.1	4237.2	4756.2	4729.2	4406.2	4253.2	4224.2
67.5°	1062.0	1055.0	1173.1	1561.1	2336.1	3851.2	4999.2	5029.2	4633.2	4368.2	3934.2
70°	381.0	392.0	436.0	709.0	1281.1	2566.1	4407.2	4556.2	4466.2	4153.2	3202.1
72.5°	232.0	232.0	264.0	319.0	519.0	1217.1	3141.1	3436.2	3645.2	3422.2	2365.1
75°	182.0	181.0	192.0	220.0	280.0	399.0	1670.1	1898.1	2338.1	2364.1	1346.1
77.5°	144.0	143.0	154.0	167.0	209.0	211.0	533.0	694.0	1073.0	1010.0	481.0
80°	116.0	115.0	123.0	127.0	153.0	146.0	214.0	248.0	376.0	330.0	208.0
82.5°	105.0	105.0	113.0	97.0	106.0	103.0	133.0	142.0	189.0	196.0	125.0
85°	68.0	70.0	106.0	94.0	69.0	63.0	85.0	90.0	118.0	129.0	61.0
87.5°	32.0	35.0	81.0	78.0	46.0	34.0	48.0	51.0	64.0	79.0	36.0
90°	6.0	6.0	10.0	11.0	6.0	6.0	8.0	7.0	7.0	10.0	10.0
92.5°	0.0	0.0	0.0	0.0	0.0	0.0	0.0	0.0	0.0	0.0	0.0
95°	0.0	0.0	0.0	0.0	0.0	0.0	0.0	0.0	0.0	0.0	0.0
97.5°	0.0	0.0	0.0	0.0	0.0	0.0	0.0	0.0	0.0	0.0	0.0
100°	0.0	0.0	0.0	0.0	0.0	0.0	0.0	0.0	0.0	0.0	0.0
102.5°	0.0	0.0	0.0	0.0	0.0	0.0	0.0	0.0	0.0	0.0	0.0
105°	0.0	0.0	0.0	0.0	0.0	0.0	0.0	0.0	0.0	0.0	0.0
107.5°	0.0	0.0	0.0	0.0	0.0	0.0	0.0	0.0	0.0	0.0	0.0
110°	0.0	0.0	0.0	0.0	0.0	0.0	0.0	0.0	0.0	0.0	0.0



REPORT NUMBER: P226418

CATALOG NUMBER: ISW-AF-1200-LED-E1-T3-7050

CANDELA DISTRIBUTION (continued):

	0°	5°	15°	25°	35°	45°	55°	57°	65°	75°	85°
112.5°	0.0	0.0	0.0	0.0	0.0	0.0	0.0	0.0	0.0	0.0	0.0
115°	0.0	0.0	0.0	0.0	0.0	0.0	0.0	0.0	0.0	0.0	0.0
117.5°	0.0	0.0	0.0	0.0	0.0	0.0	0.0	0.0	0.0	0.0	0.0
120°	0.0	0.0	0.0	0.0	0.0	0.0	0.0	0.0	0.0	0.0	0.0
122.5°	0.0	0.0	0.0	0.0	0.0	0.0	0.0	0.0	0.0	0.0	0.0
125°	0.0	0.0	0.0	0.0	0.0	0.0	0.0	0.0	0.0	0.0	0.0
127.5°	0.0	0.0	0.0	0.0	0.0	0.0	0.0	0.0	0.0	0.0	0.0
130°	0.0	0.0	0.0	0.0	0.0	0.0	0.0	0.0	0.0	0.0	0.0
132.5°	0.0	0.0	0.0	0.0	0.0	0.0	0.0	0.0	0.0	0.0	0.0
135°	0.0	0.0	0.0	0.0	0.0	0.0	0.0	0.0	0.0	0.0	0.0
137.5°	0.0	0.0	0.0	0.0	0.0	0.0	0.0	0.0	0.0	0.0	0.0
140°	0.0	0.0	0.0	0.0	0.0	0.0	0.0	0.0	0.0	0.0	0.0
142.5°	0.0	0.0	0.0	0.0	0.0	0.0	0.0	0.0	0.0	0.0	0.0
145°	0.0	0.0	0.0	0.0	0.0	0.0	0.0	0.0	0.0	0.0	0.0
147.5°	0.0	0.0	0.0	0.0	0.0	0.0	0.0	0.0	0.0	0.0	0.0
150°	0.0	0.0	0.0	0.0	0.0	0.0	0.0	0.0	0.0	0.0	0.0
152.5°	0.0	0.0	0.0	0.0	0.0	0.0	0.0	0.0	0.0	0.0	0.0
155°	0.0	0.0	0.0	0.0	0.0	0.0	0.0	0.0	0.0	0.0	0.0
157.5°	0.0	0.0	0.0	0.0	0.0	0.0	0.0	0.0	0.0	0.0	0.0
160°	0.0	0.0	0.0	0.0	0.0	0.0	0.0	0.0	0.0	0.0	0.0
162.5°	0.0	0.0	0.0	0.0	0.0	0.0	0.0	0.0	0.0	0.0	0.0
165°	0.0	0.0	0.0	0.0	0.0	0.0	0.0	0.0	0.0	0.0	0.0
167.5°	0.0	0.0	0.0	0.0	0.0	0.0	0.0	0.0	0.0	0.0	0.0
170°	0.0	0.0	0.0	0.0	0.0	0.0	0.0	0.0	0.0	0.0	0.0
172.5°	0.0	0.0	0.0	0.0	0.0	0.0	0.0	0.0	0.0	0.0	0.0
175°	0.0	0.0	0.0	0.0	0.0	0.0	0.0	0.0	0.0	0.0	0.0
177.5°	0.0	0.0	0.0	0.0	0.0	0.0	0.0	0.0	0.0	0.0	0.0
180°	0.0	0.0	0.0	0.0	0.0	0.0	0.0	0.0	0.0	0.0	0.0



REPORT NUMBER: P226418

CATALOG NUMBER: ISW-AF-1200-LED-E1-T3-7050

CANDELA DISTRIBUTION (continued):

	90°	95°	105°	115°	125°	135°	145°	155°	165°	175°	180°
0°	915.0	915.0	915.0	915.0	915.0	915.0	915.0	915.0	915.0	915.0	915.0
2.5°	913.0	911.0	912.0	913.0	914.0	917.0	918.0	918.0	918.0	917.0	919.0
5°	902.0	900.0	900.0	903.0	906.0	910.0	916.0	921.0	923.0	924.0	924.0
7.5°	890.0	888.0	889.0	894.0	899.0	902.0	908.0	911.0	919.0	919.0	921.0
10°	882.0	884.0	885.0	890.0	894.0	894.0	893.0	891.0	889.0	894.0	892.0
12.5°	877.0	880.0	879.0	885.0	887.0	879.0	867.0	851.0	849.0	851.0	853.0
15°	875.0	875.0	878.0	878.0	868.0	852.0	837.0	838.0	840.0	846.0	846.0
17.5°	875.0	876.0	878.0	871.0	853.0	839.0	836.0	833.0	822.0	819.0	816.0
20°	882.0	880.0	882.0	869.0	853.0	842.0	819.0	797.0	776.0	767.0	763.0
22.5°	899.0	896.0	895.0	882.0	862.0	825.0	780.0	746.0	710.0	698.0	694.0
25°	929.0	928.0	921.0	912.0	856.0	784.0	727.0	673.0	634.0	613.0	614.0
27.5°	982.0	982.0	978.0	938.0	825.0	733.0	656.0	601.0	561.0	541.0	538.0
30°	1062.0	1064.0	1066.0	945.0	776.0	658.0	578.0	541.0	517.0	502.0	501.0
32.5°	1161.1	1172.1	1159.1	937.0	709.0	567.0	517.0	504.0	492.0	482.0	481.0
35°	1292.1	1322.1	1240.1	905.0	634.0	505.0	480.0	471.0	462.0	455.0	456.0
37.5°	1468.1	1497.1	1292.1	851.0	538.0	470.0	459.0	445.0	431.0	416.0	414.0
40°	1676.1	1667.1	1310.1	749.0	478.0	453.0	438.0	420.0	396.0	374.0	370.0
42.5°	1884.1	1824.1	1295.1	623.0	439.0	438.0	417.0	394.0	370.0	351.0	351.0
45°	2117.1	1962.1	1249.1	505.0	408.0	422.0	396.0	372.0	350.0	336.0	335.0
47.5°	2337.1	2091.1	1173.1	421.0	377.0	401.0	380.0	358.0	337.0	325.0	322.0
50°	2595.1	2238.1	1115.1	364.0	347.0	380.0	371.0	351.0	331.0	317.0	315.0
52.5°	2856.1	2381.1	1071.0	325.0	320.0	364.0	367.0	355.0	334.0	307.0	305.0
55°	3129.1	2560.1	983.0	294.0	296.0	352.0	372.0	363.0	348.0	304.0	302.0
57.5°	3358.2	2725.1	829.0	273.0	277.0	343.0	374.0	357.0	340.0	306.0	303.0
60°	3537.2	2838.1	608.0	256.0	260.0	333.0	365.0	336.0	314.0	306.0	301.0
62.5°	3592.2	2842.1	404.0	236.0	247.0	316.0	349.0	325.0	299.0	303.0	301.0
65°	3454.2	2692.1	289.0	217.0	236.0	296.0	342.0	314.0	292.0	308.0	306.0
67.5°	3029.1	2268.1	232.0	202.0	221.0	275.0	329.0	304.0	286.0	319.0	313.0
70°	2360.1	1627.1	197.0	187.0	205.0	255.0	311.0	293.0	278.0	310.0	302.0
72.5°	1556.1	958.0	174.0	173.0	186.0	238.0	291.0	283.0	265.0	281.0	269.0
75°	812.0	444.0	151.0	157.0	165.0	223.0	273.0	265.0	245.0	251.0	247.0
77.5°	319.0	208.0	131.0	138.0	147.0	201.0	250.0	242.0	225.0	220.0	219.0
80°	175.0	140.0	109.0	118.0	124.0	181.0	226.0	217.0	199.0	196.0	193.0
82.5°	111.0	91.0	90.0	96.0	104.0	161.0	203.0	189.0	174.0	205.0	166.0
85°	52.0	54.0	64.0	72.0	81.0	137.0	177.0	162.0	147.0	143.0	127.0
87.5°	29.0	36.0	42.0	49.0	56.0	96.0	140.0	126.0	110.0	94.0	97.0
90°	7.0	7.0	12.0	11.0	12.0	14.0	69.0	62.0	55.0	26.0	17.0
92.5°	0.0	0.0	0.0	0.0	0.0	0.0	0.0	0.0	0.0	0.0	0.0
95°	0.0	0.0	0.0	0.0	0.0	0.0	0.0	0.0	0.0	0.0	0.0
97.5°	0.0	0.0	0.0	0.0	0.0	0.0	0.0	0.0	0.0	0.0	0.0
100°	0.0	0.0	0.0	0.0	0.0	0.0	0.0	0.0	0.0	0.0	0.0
102.5°	0.0	0.0	0.0	0.0	0.0	0.0	0.0	0.0	0.0	0.0	0.0
105°	0.0	0.0	0.0	0.0	0.0	0.0	0.0	0.0	0.0	0.0	0.0
107.5°	0.0	0.0	0.0	0.0	0.0	0.0	0.0	0.0	0.0	0.0	0.0
110°	0.0	0.0	0.0	0.0	0.0	0.0	0.0	0.0	0.0	0.0	0.0



REPORT NUMBER: P226418
 CATALOG NUMBER: ISW-AF-1200-LED-E1-T3-7050

CANDELA DISTRIBUTION (continued):

	90°	95°	105°	115°	125°	135°	145°	155°	165°	175°	180°
112.5°	0.0	0.0	0.0	0.0	0.0	0.0	0.0	0.0	0.0	0.0	0.0
115°	0.0	0.0	0.0	0.0	0.0	0.0	0.0	0.0	0.0	0.0	0.0
117.5°	0.0	0.0	0.0	0.0	0.0	0.0	0.0	0.0	0.0	0.0	0.0
120°	0.0	0.0	0.0	0.0	0.0	0.0	0.0	0.0	0.0	0.0	0.0
122.5°	0.0	0.0	0.0	0.0	0.0	0.0	0.0	0.0	0.0	0.0	0.0
125°	0.0	0.0	0.0	0.0	0.0	0.0	0.0	0.0	0.0	0.0	0.0
127.5°	0.0	0.0	0.0	0.0	0.0	0.0	0.0	0.0	0.0	0.0	0.0
130°	0.0	0.0	0.0	0.0	0.0	0.0	0.0	0.0	0.0	0.0	0.0
132.5°	0.0	0.0	0.0	0.0	0.0	0.0	0.0	0.0	0.0	0.0	0.0
135°	0.0	0.0	0.0	0.0	0.0	0.0	0.0	0.0	0.0	0.0	0.0
137.5°	0.0	0.0	0.0	0.0	0.0	0.0	0.0	0.0	0.0	0.0	0.0
140°	0.0	0.0	0.0	0.0	0.0	0.0	0.0	0.0	0.0	0.0	0.0
142.5°	0.0	0.0	0.0	0.0	0.0	0.0	0.0	0.0	0.0	0.0	0.0
145°	0.0	0.0	0.0	0.0	0.0	0.0	0.0	0.0	0.0	0.0	0.0
147.5°	0.0	0.0	0.0	0.0	0.0	0.0	0.0	0.0	0.0	0.0	0.0
150°	0.0	0.0	0.0	0.0	0.0	0.0	0.0	0.0	0.0	0.0	0.0
152.5°	0.0	0.0	0.0	0.0	0.0	0.0	0.0	0.0	0.0	0.0	0.0
155°	0.0	0.0	0.0	0.0	0.0	0.0	0.0	0.0	0.0	0.0	0.0
157.5°	0.0	0.0	0.0	0.0	0.0	0.0	0.0	0.0	0.0	0.0	0.0
160°	0.0	0.0	0.0	0.0	0.0	0.0	0.0	0.0	0.0	0.0	0.0
162.5°	0.0	0.0	0.0	0.0	0.0	0.0	0.0	0.0	0.0	0.0	0.0
165°	0.0	0.0	0.0	0.0	0.0	0.0	0.0	0.0	0.0	0.0	0.0
167.5°	0.0	0.0	0.0	0.0	0.0	0.0	0.0	0.0	0.0	0.0	0.0
170°	0.0	0.0	0.0	0.0	0.0	0.0	0.0	0.0	0.0	0.0	0.0
172.5°	0.0	0.0	0.0	0.0	0.0	0.0	0.0	0.0	0.0	0.0	0.0
175°	0.0	0.0	0.0	0.0	0.0	0.0	0.0	0.0	0.0	0.0	0.0
177.5°	0.0	0.0	0.0	0.0	0.0	0.0	0.0	0.0	0.0	0.0	0.0
180°	0.0	0.0	0.0	0.0	0.0	0.0	0.0	0.0	0.0	0.0	0.0

(END OF REPORT)